

# CDC-0252-0350-1-ACB



Quiet and can be integrated into the profile: our small chain drive has a stroke of 350 mm. Several drives can be controlled thanks to ACB bus technology.

## Performance features

- + Can be used for openings for smoke exhaust; D+H Euro SHEV in accordance with EN 12101-2; and for daily ventilation
- + With BSY+ motor and synchronised electronics controlled via microprocessor
- + Perfectly suited for profile integrated and surface mounted installation
- + Low running noises thanks to the innovative acoustic decoupling of the drive components
- + Universal bracket sets for installation of all commonly available profile systems
- + Flexible overall lengths for customised strokes
- + Available in all RAL colours
- + Can be used for virtually all window opening types thanks to the left and right drive
- + Integrated ACB (Advanced Communication Bus) bus interface with Modbus RTU protocol
- + The drive is integrated directly via open bus communication through the ACB (Advanced Communication Bus), e.g. in a building management system

## Approvals / Certificates

Find out about permission details from your D+H Partner.



Article also available with the following permissions under other article numbers. Technical data may deviate.



# Technical data

CDC-0252-0350-1-ACB

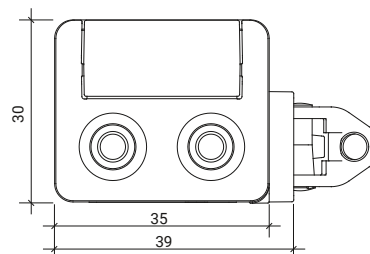
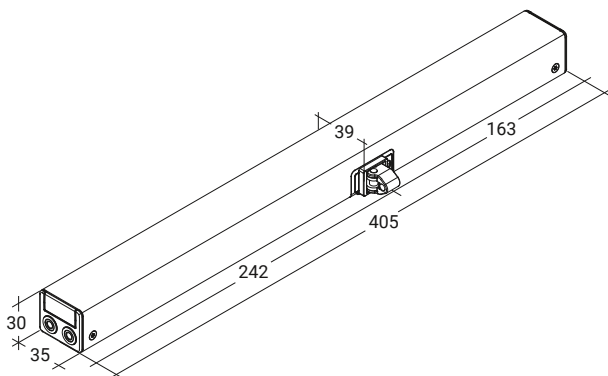
Supply	Configuration dependent
Duty cycle	30 % (ON: 3 min. / OFF: 7 min.)
Force of pressure	250 N
Tensile force	250 N
Nominal locking force **	1500 N
Service life	20000 double strokes *
Stroke	350 mm
OPEN running speed	6.7 mm/s
OPEN running speed - SHEV	Configuration dependent
CLOSED running speed	5 mm/s
Type of protection	IP 32
Emission sound pressure level	LpA ≤ 35 dB(A)
Temperature range	-15 °C (-5 °C ***) ... +75 °C
Fire resistance	B300 (30 min / 300 °C)
Housing	Aluminium
Surface	Powder-coated
Colour	White aluminium (~ RAL 9006)
Connection	2.5 m silicone cable
W x H x D	Configuration dependent
Weight	Configuration dependent
Art. No.	26.100.00

\* For vertical use, please consult with D+H Sales!

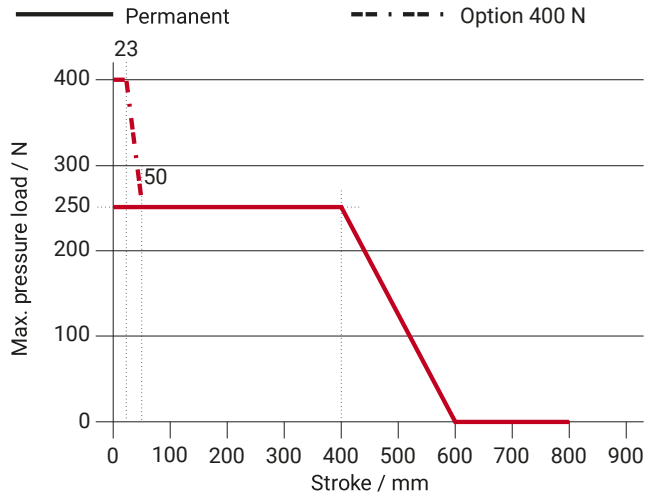
\*\* Depending on the mounting, \*\*\* in accordance with VdS 2580

## Dimensions

All specifications in mm



# Pressure load diagram



# Possible applications

- + Mounted installation
- + Integrated installation
- + Frame mounting
- + Sash mounting
- + Application force
- + Application tension
- + Trapezoidal application
- + Drawbridge application

